




RENAULT SPORT



**SPA EURO RACE 2015
FORMULA RENAULT 2.0 ALPS
COLLECTIVE TEST**


Chronological Analysis of Performances

■ Personal Best **B** Crossing the finish line in pit lane **S2** Time from 1st intermediate to 2nd intermediate
■ Session Best **S1** Time from finish line to 1st intermedia **S3** Time from 2nd intermediate to finish line **FY** Full Yellow Flag

Lap	Lap Time	S1	S2	S3	Lap	Lap Time	S1	S2	S3
2 JAKE HUGHES GBR KOIRANEN GP					5 BRUNO BAPTISTA BRA KOIRANEN GP				
1	50:18.018	...	1:07.688	39.430	1	31:12.510	...	1:09.104	38.475
2	2:20.454	42.199	1:01.614	36.641	2	2:22.536	42.903	1:02.532	37.101
3	2:19.366	41.871	1:01.004	36.491	3	2:20.717	42.219	1:01.483	37.015
4	2:18.936	41.716	1:00.773	36.447	4	2:20.515	42.305	1:01.490	36.720
5	2:18.910	41.595	1:00.946	36.369	5	2:24.824	41.797	1:05.754	37.273
6	2:38.120 B	42.890	1:06.290	48.940	6	2:21.149	42.299	1:01.952	36.898
7	8:31.548	6:53.360	1:01.762	36.426	7	2:20.897	42.058	1:01.885	36.954
8	2:18.899	41.622	1:00.902	36.375	8	2:31.775 B	41.949	1:04.937	44.889
9	2:18.943	41.682	1:00.871	36.390	9	18:39.414	...	1:04.837	42.800
10	2:19.038	41.609	1:01.033	36.396	10	2:21.119	42.688	1:01.548	36.883
11	2:26.376 B	41.859	1:01.411	43.106	11	2:22.954	42.453	1:03.770	36.731
12	9:39.816	8:01.661	1:01.516	36.639	12	2:23.029	42.326	1:03.703	37.000
13	2:32.912 B	41.879	1:02.200	48.833	13	2:20.872	42.100	1:02.006	36.766
14	5:04.448	3:24.125	1:02.035	38.288	14	2:20.701	41.970	1:01.608	37.123
15	2:19.838	41.853	1:01.339	36.646	15	2:38.568 B	42.464	1:07.827	48.277
16	2:19.810	41.909	1:01.246	36.655	16	17:18.900	...	1:02.342	37.099
17	2:26.212 B	41.875	1:01.397	42.940	17	2:21.587	42.509	1:02.121	36.957
18	10:17.335	8:33.812	1:04.216	39.307	18	2:22.499	42.338	1:03.122	37.039
19	2:18.607	41.894	1:00.409	36.304	19	2:21.358	42.404	1:02.052	36.902
20	2:18.449	41.755	1:00.380	36.314	20	2:20.995	42.178	1:01.773	37.044
21	2:26.607 B	41.688	1:00.480	44.439	21	2:28.870 B	42.452	1:02.019	44.399
					22	7:31.759	5:49.798	1:04.674	37.287
					23	2:20.390	42.287	1:01.457	36.646
3 JACK AITKEN GBR KOIRANEN GP					6 STEFAN RIENER AUT KOIRANEN GP				
1	58:28.555	...	1:06.254	39.053	1	35:11.121	...	1:04.872	37.277
2	2:45.397 B	42.248	1:13.755	49.394	2	2:20.658	42.581	1:01.320	36.757
3	5:01.638	3:19.373	1:03.630	38.635	3	2:19.835	42.184	1:01.018	36.633
4	2:19.411	42.081	1:00.815	36.515	4	2:20.112	42.108	1:01.305	36.699
5	2:18.676	41.786	1:00.515	36.375	5	2:20.313	42.134	1:01.413	36.766
6	2:18.314	41.713	1:00.159	36.442	6	2:20.618	42.225	1:01.550	36.843
7	2:25.181 B	41.545	1:00.972	42.664	7	2:32.395 B	42.000	1:03.256	47.139
8	9:25.796	7:43.005	1:04.753	38.038	8	17:10.849	...	1:04.218	42.185
9	2:19.376	41.683	1:01.191	36.502	9	2:20.366	41.929	1:01.894	36.543
10	2:28.429	41.577	1:04.389	42.463	10	2:20.105	41.714	1:01.642	36.749
11	2:26.964 B	41.544	1:01.212	44.208	11	2:20.278	42.021	1:01.545	36.712
12	7:36.520	5:44.954	1:08.147	43.419	12	2:20.352	42.032	1:01.538	36.782
13	2:20.408	42.312	1:01.390	36.706	13	2:29.561 B	41.959	1:01.872	45.730
14	2:19.569	42.014	1:00.905	36.650	14	10:27.678	8:47.756	1:03.031	36.891
15	2:26.041 B	42.034	1:01.015	42.992	15	2:19.105	41.947	1:00.690	36.468
16	8:22.305	6:37.918	1:05.995	38.392	16	2:18.632	41.452	1:00.579	36.601
17	2:19.167	41.921	1:00.556	36.690	17	2:19.208	41.967	1:00.622	36.619
18	2:18.234	41.804	1:00.038	36.392	18	2:27.662 B	41.936	1:01.429	44.297
19	2:25.737 B	41.737	1:00.441	43.559	19	13:06.694	...	1:05.013	40.835
4 PHILIP HAMPRECHT GER KOIRANEN GP					8 DENIS BULATOV RUS GSK GRAND PRIX				
1	56:09.134	...	1:06.065	37.982	1	3:59.007	2:11.628	1:09.121	38.258
2	2:24.295	43.821	1:03.387	37.087	2	2:24.363	42.769	1:04.378	37.216
3	2:35.586 B	42.142	1:02.639	50.805	3	2:22.757	42.163	1:03.553	37.041
4	7:13.639	5:34.418	1:02.031	37.190					
5	2:20.382	42.263	1:01.433	36.686					
6	2:23.185	42.043	1:01.866	39.276					
7	2:20.461	41.940	1:01.784	36.737					
8	2:28.256 B	41.838	1:01.801	44.617					



RENAULT SPORT



SPA EURO RACE 2015 FORMULA RENAULT 2.0 ALPS COLLECTIVE TEST

Chronological Analysis of Performances

■ Personal Best **B** Crossing the finish line in pit lane **S2** Time from 1st intermediate to 2nd intermediate
■ Session Best **S1** Time from finish line to 1st intermedia **S3** Time from 2nd intermediate to finish line **FY** Full Yellow Flag

Lap	Lap Time	S1	S2	S3	Lap	Lap Time	S1	S2	S3
4	2:22.634	42.072	1:03.599	36.963	6	2:23.115	42.182	1:03.954	36.979
5	2:22.312	41.674	1:03.515	37.123	7	2:22.424	42.087	1:03.327	37.010
6	2:31.423 B	42.069	1:05.216	44.138	8	2:22.252	42.097	1:03.184	36.971
7	12:18.604	...	1:04.146	37.459	9	2:23.434	42.038	1:04.563	36.833
8	2:22.746	42.422	1:03.336	36.988	10	2:30.218 B	42.043	1:03.409	44.766
9	2:21.928	42.138	1:02.908	36.882	11	11:00.227	9:19.763	1:03.418	37.046
10	2:22.128	42.244	1:02.974	36.910	12	2:23.453	42.292	1:04.199	36.962
11	2:22.178	42.048	1:03.181	36.949	13	2:22.745	42.290	1:03.298	37.157
12	2:22.187	42.170	1:03.163	36.854	14	2:22.320	42.255	1:03.051	37.014
13	2:29.850 B	41.912	1:03.515	44.423	15	2:22.179	42.203	1:02.998	36.978
14	15:59.189	...	1:05.171	37.197	16	2:30.631 B	42.302	1:03.905	44.424
15	2:34.519 B	42.305	1:02.269	49.945	17	7:58.853	6:12.126	1:03.381	43.346
16	8:22.517	6:42.520	1:02.949	37.048	18	2:20.814	42.029	1:01.846	36.939
17	2:20.686	42.024	1:02.048	36.614	19	2:20.542	42.044	1:01.658	36.840
18	2:21.326	42.145	1:02.213	36.968	20	3:08.727 B	49.763	1:20.182	58.782
19	2:20.840	41.853	1:02.039	36.948	21	6:44.967	5:05.041	1:02.827	37.099
20	2:35.576	42.719	1:10.211	42.646	22	2:22.182	42.343	1:02.857	36.982
21	2:21.109	42.195	1:02.074	36.840	23	2:22.183	42.334	1:02.894	36.955
22	2:28.534 B	41.981	1:02.319	44.234	24	2:21.442	42.217	1:02.210	37.015
23	10:46.787	9:06.701	1:02.910	37.176	25	2:36.074 B	42.036	1:08.463	45.575
24	2:21.696	42.413	1:02.152	37.131	26	17:21.839	...	1:07.483	37.313
25	2:21.745	42.441	1:02.179	37.125	27	2:28.528 B	42.339	1:03.278	42.911
26	2:21.843	42.347	1:02.193	37.303	28	7:03.502 B	5:10.170	1:06.363	46.969
27	2:30.565 B	42.645	1:02.919	45.001	29	4:32.757	2:49.460	1:02.887	40.410
28	8:19.662	6:38.808	1:03.683	37.171	30	2:27.167	47.111	1:03.102	36.954
29	2:20.540	42.148	1:01.556	36.836	31	2:20.991	42.029	1:01.925	37.037
30	2:19.923	41.883	1:01.269	36.771	32	2:20.933	41.983	1:02.078	36.872
31	2:19.952	42.017	1:01.305	36.630	33	2:22.598	41.979	1:03.503	37.116
32	2:20.875	41.912	1:01.958	37.005					


10 DANYLO PRONENKO		UKR		
BVM RACING				
1	23:09.298	...	1:08.133	37.358
2	2:23.089	42.756	1:03.200	37.133
3	2:21.005	41.954	1:02.269	36.782
4	2:21.015	41.911	1:02.364	36.740
5	2:33.575 B	41.935	1:02.735	48.905
6	8:43.272	7:02.741	1:03.596	36.935
7	2:21.622	42.202	1:02.636	36.784
8	2:21.279	41.952	1:02.539	36.788
9	2:22.023	41.914	1:03.197	36.912
10	2:22.517	41.975	1:03.738	36.804
11	2:34.403 B	41.946	1:03.147	49.310
12	25:00.472	...	1:04.627	36.873
13	2:22.587	42.129	1:03.071	37.387
14	2:22.115	42.435	1:02.904	36.776
15	2:21.458	41.886	1:02.677	36.895
16	2:36.430 B	41.922	1:06.505	48.003
17	13:04.058	...	1:05.924	37.012
18	2:35.176 B	42.556	1:04.204	48.416

18 DANIELE CAZZANIGA		ITA		
GSK GRAND PRIX				
1	3:03.707	1:17.923	1:07.525	38.259
2	2:25.601	43.128	1:04.926	37.547
3	2:23.561	42.445	1:03.983	37.133
4	2:23.017	42.083	1:03.894	37.040
5	2:22.499	42.037	1:03.297	37.165

19 ALESSIO LORANDI		ITA		
GSK GRAND PRIX				
1	3:36.243	1:44.970	1:11.378	39.895
2	2:25.561	43.023	1:04.467	38.071
3	2:23.444	42.274	1:04.090	37.080
4	2:22.944	42.161	1:03.475	37.308
5	2:22.915	42.070	1:03.524	37.321
6	2:33.999 B	42.123	1:05.158	46.718
7	13:21.571	...	1:04.601	37.851
8	2:24.467	42.511	1:03.950	38.006
9	2:34.097 B	43.060	1:05.609	45.428
10	12:05.891	...	1:06.619	39.592
11	2:21.834	42.197	1:02.384	37.253
12	2:21.230	41.757	1:02.394	37.079
13	2:21.488	41.929	1:02.530	37.029
14	2:21.324	41.876	1:02.405	37.043
15	2:28.817 B	41.831	1:02.909	44.077
16	12:10.035	...	1:04.525	38.925
17	2:22.346	41.621	1:02.622	38.103
18	2:33.172 B	41.588	1:05.750	45.834
19	11:16.680	9:33.539	1:04.020	39.121
20	2:22.128	42.087	1:02.993	37.048
21	2:21.826	41.977	1:02.842	37.007
22	2:29.012 B	41.906	1:03.455	43.651
23	9:39.187	7:52.202	1:06.576	40.409
24	2:20.345	41.899	1:01.675	36.771
25	2:27.844	41.565	1:05.762	40.517
26	2:36.795	46.908	1:11.774	38.113
27	2:20.243	41.683	1:01.715	36.845
28	2:43.297 B	41.638	1:11.953	49.706



RENAULT SPORT



SPA EURO RACE 2015 FORMULA RENAULT 2.0 ALPS COLLECTIVE TEST


Chronological Analysis of Performances

■ Personal Best **B** Crossing the finish line in pit lane **S2** Time from 1st intermediate to 2nd intermediate
■ Session Best **S1** Time from finish line to 1st intermedia **S3** Time from 2nd intermediate to finish line **FY** Full Yellow Flag

Lap	Lap Time	S1	S2	S3	Lap	Lap Time	S1	S2	S3
21 VASILY ROMANOV RUS CRAM MOTORSPORT					19	2:21.094	41.823	1:02.461	36.810
1	3:06.586	1:10.807	1:15.263	40.516	20	2:23.858	41.877	1:02.062	39.919
2	2:31.029	44.527	1:07.619	38.883	21	2:20.631	42.004	1:01.801	36.826
3	2:23.518	42.717	1:04.284	36.517	22	2:20.517	41.708	1:01.932	36.877
4	2:21.187	41.697	1:02.967	36.523	23	2:20.568	41.911	1:01.822	36.835
5	2:19.902	41.343	1:02.237	36.322	24	2:40.219 B	42.349	1:08.133	49.737
6	2:29.428 B	41.288	1:03.319	44.821	25	26:11.645	...	1:03.008	38.043
7	6:38.640	4:59.113	1:02.938	36.589	26	2:21.382	42.718	1:01.649	37.015
8	2:21.240	42.371	1:02.383	36.486	27	2:19.953	42.099	1:01.145	36.709
9	2:20.110	41.461	1:01.981	36.668	28	2:20.375	41.862	1:01.631	36.882
10	2:19.701	41.486	1:01.869	36.346	29	2:20.312	42.060	1:01.324	36.928
11	2:19.367	41.216	1:01.873	36.278	30	2:20.202	41.771	1:01.639	36.792
12	2:19.487	41.176	1:01.790	36.521	31	2:20.893	41.922	1:02.133	36.838
13	2:27.462 B	41.294	1:02.731	43.437	27 DORIAN BOCCOLACCI FRA ARTA ENGINEERING				
14	10:21.593	8:38.449	1:06.685	36.459	1	4:01.809	2:08.734	1:11.747	41.328
15	2:24.017	41.265	1:06.192	36.560	2	2:24.867	44.394	1:03.662	36.811
16	2:18.401	41.321	1:00.901	36.179	3	2:22.892	42.098	1:02.340	38.454
17	2:41.398	41.060	1:20.383	39.955	4	2:22.661	42.100	1:03.695	36.866
18	2:20.173	41.074	1:02.407	36.692	5	2:21.068	41.820	1:02.619	36.629
19	2:42.299	51.256	1:14.662	36.381	6	2:28.379	48.969	1:02.380	37.030
20	4:46.752 B	2:58.044	1:04.523	44.185	7	2:20.871	41.936	1:01.952	36.983
21	13:21.261	...	1:02.413	37.048	8	2:31.963 B	42.044	1:02.110	47.809
22	2:19.528	41.383	1:01.532	36.613	9	8:01.642	6:21.965	1:02.909	36.768
23	2:20.176	41.461	1:01.361	37.354	10	2:24.471	41.890	1:03.396	39.185
24	2:20.838	42.160	1:02.231	36.447	11	2:21.508	42.766	1:01.844	36.898
25	2:32.511 B	41.444	1:07.401	43.666	12	2:23.410	41.861	1:04.516	37.033
26	6:30.046	4:50.560	1:02.642	36.844	13	2:21.786	41.921	1:02.399	37.466
27	2:20.041	41.660	1:01.778	36.603	14	2:21.065	42.010	1:02.217	36.838
28	2:30.021 B	41.432	1:02.426	46.163	15	2:32.666 B	42.587	1:02.401	47.678
29	8:23.015	6:42.276	1:04.082	36.657	16	16:46.582	...	1:08.862	37.860
30	2:19.135	41.693	1:00.895	36.547	17	3:04.523 B	53.311	1:20.226	50.986
31	2:33.003	48.489	1:04.473	40.041	18	3:58.604	2:19.966	1:01.834	36.804
32	2:18.563	41.416	1:00.919	36.228	19	2:19.006	41.966	1:00.391	36.649
33	2:19.302	41.187	1:00.797	37.318	20	2:19.434	41.870	1:00.822	36.742
34	2:33.695	41.565	1:15.218	36.912	21	2:24.229	41.955	1:04.118	38.156
35	2:27.731 B	41.362	1:00.950	45.419	22	2:19.567	41.815	1:00.897	36.855
26 JAMES ALLEN AUS ARTA ENGINEERING					23	2:20.766	41.765	1:01.989	37.012
1	3:56.647	2:07.507	1:08.725	40.415	24	2:29.382 B	42.091	1:01.299	45.992
2	2:25.205	43.530	1:04.116	37.559	25	28:10.730	...	1:07.072	37.546
3	2:23.215	42.566	1:03.292	37.357	26	2:20.473	42.387	1:01.252	36.834
4	2:22.920	42.583	1:02.892	37.445	27	2:19.408	42.158	1:00.523	36.727
5	2:24.200	42.536	1:04.165	37.499	28	2:20.019	41.976	1:01.229	36.814
6	2:22.562	42.038	1:03.248	37.276	29	2:19.516	41.964	1:00.774	36.778
7	2:22.404	42.485	1:02.761	37.158	30	2:20.317	42.091	1:01.453	36.773
8	2:32.543 B	42.425	1:02.463	47.655	35 MATEVOS ISAAKYAN RUS JD MOTORSPORT				
9	10:19.979	8:38.537	1:03.825	37.617	1	7:28.792	5:44.754	1:06.435	37.603
10	2:22.726	42.539	1:03.081	37.106	2	2:21.179	42.172	1:02.342	36.665
11	2:21.751	42.123	1:02.513	37.115	3	2:19.078	41.660	1:01.016	36.402
12	2:21.241	42.064	1:02.198	36.979	4	2:21.407	41.507	1:03.403	36.497
13	2:21.623	42.142	1:02.420	37.061	5	2:19.342	41.514	1:01.286	36.542
14	2:21.842	42.131	1:02.457	37.254	6	2:19.312	41.801	1:01.092	36.419
15	2:22.403	41.957	1:03.248	37.198	7	2:19.252	41.583	1:01.176	36.493
16	2:31.855 B	42.010	1:03.348	46.497	8	2:19.262	41.544	1:01.299	36.419
17	14:23.650 B	...	1:05.238	50.047	9	2:32.698 B	41.539	1:01.502	49.657
18	4:20.468	2:39.959	1:02.180	38.329					



RENAULT SPORT



SPA EURO RACE 2015 FORMULA RENAULT 2.0 ALPS COLLECTIVE TEST

Chronological Analysis of Performances

■ Personal Best **B** Crossing the finish line in pit lane **S2** Time from 1st intermediate to 2nd intermediate
■ Session Best **S1** Time from finish line to 1st intermedia **S3** Time from 2nd intermediate to finish line **FY** Full Yellow Flag

Lap	Lap Time	S1	S2	S3	Lap	Lap Time	S1	S2	S3
10	8:15.116	6:34.786	1:03.124	37.206	7	2:26.461	42.624	1:06.305	37.532
11	2:18.596	41.713	1:00.565	36.318	8	2:27.288	43.091	1:06.779	37.418
12	2:18.338	41.711	1:00.314	36.313	9	2:25.928	42.700	1:05.738	37.490
13	2:24.825	41.493	1:06.945	36.387	10	2:24.864	42.452	1:05.126	37.286
14	2:19.958	41.646	1:01.931	36.381	11	2:25.996	42.332	1:06.216	37.448
15	2:30.551 B	41.547	1:01.890	47.114	12	2:24.022	42.321	1:04.495	37.206
16	37:17.427	...	1:02.216	36.834	13	2:39.588 B	42.418	1:05.641	51.529
17	2:19.966	42.068	1:01.254	36.644	14	16:48.516	...	1:12.185	42.052
18	2:19.681	41.918	1:01.263	36.500	15	2:26.273	42.811	1:05.810	37.652
19	2:19.148	41.682	1:00.967	36.499	16	2:33.555	42.625	1:06.284	44.646
20	2:19.957	41.621	1:01.468	36.868	17	2:25.175	42.590	1:05.119	37.466
21	2:25.941	41.860	1:07.260	36.821	18	2:37.007 B	42.348	1:05.435	49.224
22	2:19.579	41.888	1:01.157	36.534	19	9:13.869	7:16.971	1:16.448	40.450
23	2:29.983 B	41.790	1:01.782	46.411	20	2:23.897	42.558	1:04.304	37.035
24	8:21.191	6:37.811	1:05.572	37.808	21	2:23.232	42.234	1:03.835	37.163
25	2:18.682	41.854	1:00.395	36.433	22	2:23.058	42.301	1:03.436	37.321
26	2:18.488	41.699	1:00.406	36.383	23	2:23.068	42.146	1:03.632	37.290
27	2:19.245	41.698	1:00.902	36.645	24	2:22.567	42.176	1:03.254	37.137
28	2:28.889	48.455	1:03.898	36.536	25	2:33.212 B	42.152	1:03.197	47.863
29	2:18.876	41.677	1:00.569	36.630	26	22:58.837	...	1:16.750	40.728
					27	2:24.292	42.583	1:04.428	37.281
					28	2:23.121	42.530	1:03.630	36.961
					29	2:23.017	42.363	1:03.502	37.152
					30	2:22.041	42.192	1:02.995	36.854
					31	2:22.138	42.138	1:03.039	36.961
					32	2:30.280	42.069	1:10.209	38.002

36 THIAGO VIVACQUA BRA

JD MOTORSPORT

1	12:44.854	...	1:09.791	37.521
2	2:21.737	42.496	1:02.410	36.831
3	2:20.756	42.175	1:01.766	36.815
4	2:20.552	42.110	1:01.772	36.670
5	2:20.333	41.862	1:01.799	36.672
6	2:20.079	41.905	1:01.511	36.663
7	2:19.770	41.835	1:01.337	36.598
8	2:30.048 B	41.562	1:03.938	44.548
9	16:00.852	...	1:02.413	36.888
10	2:20.261	42.059	1:01.527	36.675
11	2:20.102	41.987	1:01.424	36.691
12	2:20.134	41.981	1:01.419	36.734
13	2:32.769 B	41.939	1:04.441	46.389
14	14:13.741	...	1:09.054	37.547
15	2:21.293	42.292	1:02.121	36.880
16	2:20.570	42.063	1:01.657	36.850
17	2:20.347	41.812	1:01.727	36.808
18	2:20.195	41.819	1:01.599	36.777
19	2:31.611 B	41.959	1:03.442	46.210
20	20:34.842	...	1:07.381	40.388
21	2:19.662	42.432	1:00.666	36.564
22	2:18.862	42.075	1:00.239	36.548
23	2:18.763	41.950	1:00.253	36.560
24	2:20.238	41.997	1:01.482	36.759
25	2:19.265	42.022	1:00.606	36.637
26	2:30.250 B	41.852	1:01.186	47.212

37 MAHAVEER RAGHUNATHAN IND

CRAM MOTORSPORT

1	4:01.840	1:39.135	1:32.490	50.215
2	2:52.378	49.593	1:20.090	42.695
3	2:38.472	46.182	1:13.246	39.044
4	2:31.707	43.554	1:09.686	38.467
5	2:30.626	43.187	1:09.671	37.768
6	2:27.459	42.627	1:06.903	37.929


82 TRAVIS JORDAN FISCHER USA

CRAM MOTORSPORT

1	4:11.085	2:23.965	1:08.734	38.386
2	2:28.259	44.740	1:05.882	37.637
3	2:25.417	43.147	1:04.989	37.281
4	2:23.046	42.782	1:03.290	36.974
5	2:22.433	42.384	1:03.029	37.020
6	2:22.078	42.274	1:02.729	37.075
7	2:21.982	42.431	1:02.618	36.933
8	2:21.610	42.268	1:02.376	36.966
9	2:22.068	42.443	1:02.676	36.949
10	2:22.023	42.305	1:02.596	37.122
11	2:24.495	42.160	1:05.174	37.161
12	2:30.957 B	42.330	1:02.680	45.947
13	11:05.756	9:24.960	1:03.662	37.134
14	2:22.684	42.561	1:03.099	37.024
15	2:22.980	42.407	1:03.311	37.262
16	2:22.328	42.480	1:02.789	37.059
17	2:22.211	42.272	1:03.064	36.875
18	2:25.234	42.134	1:05.624	37.476
19	2:22.258	42.300	1:02.868	37.090
20	2:22.586	42.294	1:03.054	37.238
21	2:31.935 B	42.520	1:03.482	45.933
22	15:22.767	...	1:04.082	37.244
23	2:21.337	42.332	1:02.143	36.862
24	2:20.863	42.149	1:01.846	36.868
25	2:20.888	42.072	1:01.885	36.931
26	2:21.825	41.927	1:02.302	37.596
27	2:28.072	46.347	1:04.465	37.260
28	2:21.705	42.342	1:02.249	37.114
29	2:21.340	42.229	1:02.172	36.939
30	2:28.356 B	42.299	1:02.133	43.924



RENAULT SPORT



SPA EURO RACE 2015 FORMULA RENAULT 2.0 ALPS COLLECTIVE TEST

Chronological Analysis of Performances

■ Personal Best **B** Crossing the finish line in pit lane **S2** Time from 1st intermediate to 2nd intermediate
■ Session Best **S1** Time from finish line to 1st intermedia **S3** Time from 2nd intermediate to finish line **FY** Full Yellow Flag

Lap	Lap Time	S1	S2	S3	Lap	Lap Time	S1	S2	S3
31	14:28.703	...	1:03.868	37.337					
32	2:21.475	42.603	1:01.940	36.932					
33	2:24.151	42.386	1:04.778	36.987					
34	2:20.963	42.299	1:01.727	36.937					
35	2:20.658	42.225	1:01.623	36.810					
36	2:29.829	42.227	1:07.326	40.276					